



## How to support your child in Maths in Year 2

The main focus of mathematics teaching in Year 2 is to ensure that pupils develop confidence and mental fluency with whole numbers, counting and place value. This should involve working with numerals, words and the four operations, including with practical resources [for example, concrete objects and measuring tools].

By the end of year 2, pupils should know the number bonds to 20 and be precise in using and understanding place value. An emphasis on practice at this early stage will aid fluency.

### Number and Place value

Children should already be able to:

- count to and across 100, forwards and backwards, beginning with 0 or 1, or from any given number
- count, read and write numbers to 100 in numerals; count in multiples of twos, fives and tens
- given a number, identify one more and one less
- identify and represent numbers using objects and pictorial representations including the number line, and use the language of: equal to, more than, less than (fewer), most, least
- read and write numbers from 1 to 20 in numerals and words.

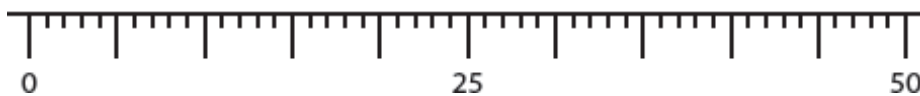
New learning:

- Count in tens from any number, forward and backward
- Compare and order numbers from 0 up to 100; use  $<$ ,  $>$  and  $=$  signs
- Solve number problems with number facts and place value from the Year 2 curriculum
- Count in steps of 2, 3, and 5 from 0, forward and backward

Example of deeper understanding:

Place these numbers on the number line:

10, 48, 30



## Mental and written calculations

### Addition and subtraction

Children should already be able to:

- Find 10 more and 10 less than
- Number bonds: 20, 12, 13 (addition and subtraction)
- Number bonds: 14, 15 (addition and subtraction)
- Add 1 digit to 2 digit by bridging.
- Partition second number, add tens then ones
- Add and subtract 10 and multiples of 10.
- Number bonds: 16 and 17 (addition and subtraction)
- Doubles up to 20 and multiples of 5
- Add and subtract near multiples of 10.
- Number bonds: 18, 19 (addition and subtraction)
- Partition and recombine
- Subtract 1 digit from 2 digit by bridging
- Partition second number, count back in 10s then 1s
- Find the difference between two numbers

New learning:

- Use addition and subtraction facts to 20
- Recall addition and subtraction facts to 20 fluently, deriving related facts to 100
- Solve problems with addition and subtraction using concrete objects and pictorial representations, including those involving numbers, quantities and measures; applying their increasing knowledge of mental and written methods
- Solve simple problems in a practical context involving addition and subtraction of money of the same unit, including giving change

How we teach it

#### Addition

Add and subtract two two-digit numbers using concrete objects, pictorial representations progressing to formal written methods

$$\begin{array}{r} 46 \\ + 27 \\ \hline 73 \end{array}$$


---

Number track / Number line – jumps of 1 then efficient jumps using number bonds  
 $18 + 5 = 23$

$46 + 27 = 73$  Count in tens then bridge.

25 + 29 by +30 then - (Round and adjust)

Partition and recombine  
 $46 + 27 = 60 + 13 = 73$

$24 + 10$   
 $+ 10$   
 $+ 10 = 54$

#### Subtraction

Add and subtract two two-digit numbers using concrete objects, pictorial representations progressing to formal written methods

$$\begin{array}{r} 73 \\ - 46 \\ \hline 27 \end{array}$$

Number track / Number line – jumps of 1 then efficient jumps using number bonds  
 $23 - 5 = 18$



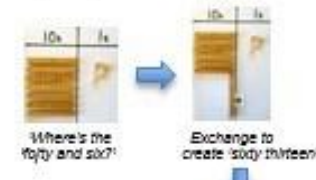
Using a number line,  $73 - 46 = 27$



Difference between  $73 - 58$  by counting up.  $58 + \_ = 73$



Taking away and exchanging,  $73 - 46$



Example of deeper understanding:

What do I need to add to or subtract from each of these numbers to total 60?

40, 44, 66, 69, 76, 86, 99, 89, 79.

## Multiplication and Division

Children should already be able to:

- 2 x table
- 10 x table
- Doubles up to 20 and multiples of 5
- 5 x table
- Count in 3s
- 2 x, 5 x and 10 x tables
- Division facts (2 x table)
- Division facts (10x table)
- Halves up to 20
- Division facts (5 x table)
- Count back in 3s

New learning:

- Recall multiplication and division facts for the 2, 5 and 10 multiplication tables, including recognising odd and even numbers
- Calculate mentally using multiplication and division facts for the 2, 5 and 10 multiplication tables
- Solve problems involving multiplication and division, using materials, arrays, repeated addition, mental methods, and multiplication and division facts, including problems in contexts

How we teach it:


### Multiplication

Calculate mathematical statements for multiplication and division within the multiplication tables and write them using the multiplication ( $\times$ ), division ( $\div$ ) and equals (=) signs

5 frogs on each lily pad  
 $5 \times 3 = 15$



$5 \times 2 = 2 \times 5$



Build tables on counting stick



Link to repeated addition



### Division

Calculate mathematical statements for multiplication and division within the multiplication tables and write them using the multiplication ( $\times$ ), division ( $\div$ ) and equals (=) signs

$15 \div 3 = 5$  in each group (sharing)



Link to fractions



$15 \div 3 = 5$  groups of 3 (grouping)



$10 \div 2 = 5$



Use language of division linked to tables



How many 2s?



*Example of deeper understanding:*

---

Two friends share 12 sweets equally between them. How many do they each get?

Write this as a division number sentence.

Make up two more sharing stories like this one.

Chocolate biscuits come in packs (groups) of 5. Sally wants to buy 20 biscuits in total. How many packs will she need to buy?

Write this as a division number sentence.

Make up two more grouping stories like this one.